





















<b>(8-10) - Level 4</b>			 <b>ISCORES</b>			<b>Floor</b>			<b>Vault</b>			<b>Parallel Bars</b>			<b>Horizontal Bars</b>			<b>All Around</b>		
<b>Name</b>	<b>Surname</b>	<b>Province</b>	<b>FX Score</b>	<b>FX Rank</b>		<b>VT Score</b>	<b>VT Rank</b>		<b>PB Score</b>	<b>PB Rank</b>		<b>HB Score</b>	<b>HB Rank</b>		<b>AA Score</b>	<b>AA Rank</b>				
Johan	Schoeman	Western Cape	9.40	2	silver	9.65	1	gold	8.45	6		8.75	5		36.25	1	gold			
Max	McAllen	KwaZulu-Natal	9.75	1	gold	9.45	3	bronze	7.40	13-T		8.70	6-T		35.30	2	silver			
Roux	van Niekerk	North West	8.30	21		8.70	15-T		9.15	1	gold	9.00	1-T	gold	35.15	3	bronze			
Taha	Koya	KwaZulu-Natal	9.20	5-T		7.95	26		9.05	3	bronze	8.70	6-T		34.90	4				
Logan	Toet	Gauteng	9.30	3-T	bronze	9.15	6		8.05	7-T		8.05	17-T		34.55	5				
Johan	Cronje	North West	7.25	26		8.75	14		9.10	2	silver	9.00	1-T	gold	34.10	6-T				
Robert	Du Toit	Western Cape	8.90	9		8.45	18-T		8.05	7-T		8.70	6-T		34.10	6-T				
Henro	Olivier	Gauteng	8.80	10-T		9.00	8-T		7.40	13-T		8.85	3	bronze	34.05	8				
Regardt	Hofmeyr	Western Cape	8.40	19		8.85	11-T		7.90	9		8.70	6-T		33.85	9				
JG	Fouché	Limpopo	8.55	16		8.30	21-T		8.55	5		8.25	12		33.65	10-T				
Ben	Coetser	Western Cape	9.00	8		8.85	11-T		7.65	11		8.15	14-T		33.65	11-T				
Liam	Van Der Westh	Eastern Cape	8.80	10-T		9.60	2	silver	7.35	15		7.75	21		33.50	12				
Jayson	Brand	Western Cape	9.30	3-T	bronze	9.30	4		6.35	22		8.10	16		33.05	13				
WOUTER	DUBERY	North West	8.50	17-T		8.20	24		7.50	12		8.80	4		33.00	14				
Tristan	Koen	KwaZulu-Natal	9.20	5-T		9.10	7		6.65	20		7.85	20		32.80	15-T				
Derian	Lamprecht	Gauteng	8.35	20		8.80	13		7.20	16		8.45	11		32.80	15-T				
Bernhardt	Riekert	Limpopo	8.80	10-T		8.05	25		7.85	10		8.05	17-T		32.75	17-T				
Eben	Oberholzer	Western Cape	8.60	15		9.00	8-T		6.95	18		8.20	13		32.75	17-T				
Gideon	Cronje	Gauteng	8.50	17-T		9.20	5		6.15	23		8.55	10		32.40	19				
Dylan	Botha	Gauteng	8.70	13		8.45	18-T		8.60	4		6.55	26		32.30	20				
Dewald	Duvenage	Eastern Cape	9.15	7		8.40	20		6.55	21		7.50	22		31.60	21				
Dietrich	Schutte	North West	8.20	22		8.30	21-T		7.05	17		8.00	19		31.55	22				
Ethan	Lennox	Western Cape	8.15	23		8.50	17		6.90	19		7.05	24		30.60	23				
Ruan	Nienaber	Gauteng	7.90	24		8.30	21-T		5.95	24		8.15	14-T		30.30	24				
Benjamin	Legat	Gauteng	8.65	14		8.90	10		5.00	26		6.95	25		29.50	25				
Joshua	Du Plessis	KwaZulu-Natal	7.45	25		8.70	15-T		5.90	25		7.35	23		29.40	26				
Jake	Wadeley	North West	-	-		-	-		-	-		-	-		0.00	--T				
Rossouw	Pretorius	Gauteng	-	-		-	-		-	-		-	-		0.00	--T				




Level 4 13-16		 ISCORES	Floor			Vault			Parallel Bars			Horizontal Bars			All Around		
Name	Surname	Province	FX Score	FX Rank		VT Score	VT Rank		PB Score	PB Rank		HB Score	HB Rank		AA Score	AA Rank	
Servaas	Prinsloo	Mpumalanga	9.20	3	bronze	9.20	5-T		9.75	1	gold	9.40	1	gold	37.55	1	gold
Lehlohonolo	Nonyana	Gauteng	9.00	5-T		9.20	5-T		9.45	2	silver	9.20	2	silver	36.85	2	silver
Jason	Bright	Western Cape	8.80	11-T		9.40	4		9.15	4		9.15	3	bronze	36.50	3	bronze
Corne	Meintjies	Western Cape	9.35	1	gold	9.85	1	gold	8.65	7		8.50	8		36.35	4	
Cian	Niemand	Gauteng	8.85	9-T		9.05	9-T		9.25	3	bronze	8.80	5		35.95	5	
Thomas	Du Preez	Free State	8.90	8		9.70	2	silver	8.05	11		8.55	7		35.20	6	
Mvelo	Ndimende	Western Cape	8.55	15		9.20	5-T		9.00	6		8.15	12		34.90	7	
Stefan	Borka	Western Cape	9.00	5-T		9.05	9-T		8.50	8-T		8.25	10-T		34.80	8	
Keenan	Notle	Western Cape	9.30	2	silver	8.50	17-T		8.50	8-T		8.35	9		34.65	9	
Liam	Boonzaaier	Western Cape	8.65	14		8.60	16		9.05	5		7.80	15-T		34.10	10	
Rorisang	Lobinda	North West	8.80	11-T		9.10	8		7.40	17		8.75	6		34.05	11	
Tyler	Rebstein	Gauteng	8.85	9-T		9.60	3	bronze	6.90	18		8.25	10-T		33.60	12	
Aiden	Bevan	KwaZulu-Natal	8.20	18		8.50	17-T		7.85	13-T		8.85	4		33.40	13	
Libo	Mbewu	Western Cape	8.95	7		8.70	15		7.85	13-T		7.75	17		33.25	14	
Kimbrian	Loedolf	Gauteng	8.75	13		8.45	19		7.65	15		8.05	13		32.90	15	
Darion	Knighton-Fitt	Western Cape	8.30	16-T		8.35	20		8.15	10		7.80	15-T		32.60	16	
Duncan	Claassens	Limpopo	8.30	16-T		8.75	13-T		7.95	12		7.15	18		32.15	17	
Zac Thomas	Hoffman	Western Cape	9.15	4		9.00	11		6.80	19		6.80	20		31.75	18	
Connor	De Bruin	North West	7.95	19		8.80	12		7.45	16		6.75	21		30.95	19	
David	Botha	Free State	7.05	21		8.75	13-T		6.05	21		7.95	14		29.80	20	
Blessing	Dpleu	Eastern Cape	7.45	20		7.90	21		6.55	20		6.90	19		28.80	21	





**(8-11) - Level 5 A****ISCORES**

			Floor			Pommel Horse			Rings			Vault		
Name	Surname	Province	FX Score	FX Rank		PH Score	PH Rank		SR Score	SR Rank		VT Score	VT Rank	
Willem	Pieterse	Gauteng	9.50	1	gold	9.65	1	gold	9.50	1	gold	9.7	2-T	silver
Okuhle	Mkhize	KwaZulu-Natal	8.50	7		9.05	3	bronze	9.25	2	silver	9.8	1	gold
Matthew	Snyman	Western Cape	8.60	6		9.00	4		8.90	7-T		9.6	5-T	
Aidan	Tait	Gauteng	8.05	12		7.80	12		9.15	4		9.6	5-T	
Khazimulo	Ngcobo	KwaZulu-Natal	8.35	10-T		9.35	2	silver	9.20	3	bronze	9.7	2-T	silver
Javesque	Fortuin	Western Cape	8.70	4		8.60	6		9.05	5		9.65	4	
Dihan Jacques	Du Pessis	Western Cape	8.35	10-T		8.10	11		9.00	6		8.95	10-T	
Michael	Van Vuuren	Western Cape	8.40	8-T		8.20	10		8.70	9		9.25	7	
Wouter	Van Amstel	Limpopo	9.15	2	silver	8.50	7		8.50	11		8.95	10-T	
Réney	du Plooy	Gauteng	7.45	13		8.65	5		8.90	7-T		9.1	8	
Xavier	Hough	Western Cape	8.85	3	bronze	8.40	9		7.85	12		9.05	9	
Alexander	Le Roux	Western Cape	8.65	5		5.80	13		8.65	10		8.85	12	
Joshua	Smeda	Western Cape	8.40	8-T		8.45	8		7.75	13		8.8	13	
Tedrich	Hattingh	North West		-			-			-			-	





<b>(8-11) - Level 5 A</b>		<b>Parallel Bars</b>			<b>Horizontal Bars</b>			<b>All Around</b>		
<b>Name</b>	<b>Surname</b>	<b>PB Score</b>	<b>PB Rank</b>		<b>HB Score</b>	<b>HB Rank</b>		<b>AA Score</b>	<b>AA Rank</b>	
Willem	Pieterse	9.6	1	gold	9.8	1	gold	57.45	1	gold
Okuhle	Mkhize	9.55	2	silver	9.5	2	silver	55.65	2	silver
Matthew	Snyman	9.1	3-T	bronze	8.35	6		53.55	3	bronze
Aidan	Tait	9.1	3-T	bronze	9.35	3	bronze	53.05	4	
Khazimulo	Ngcobo	8.35	7-T		7	11		51.95	5	
Javesque	Fortuin	8.7	5		7.1	10		51.80	6	
Dihan Jacques	Du Pessis	8.35	7-T		8.9	4		51.65	7	
Michael	Van Vuuren	8.35	7-T		8.5	5		51.40	8	
Wouter	Van Amstel	8.25	10		7.45	8-T		50.80	9	
Réney	du Plooy	8.45	6		7.75	7		50.30	10	
Xavier	Hough	8.15	11		6.45	12		48.75	11	
Alexander	Le Roux	8.1	12		7.45	8-T		47.50	12	
Joshua	Smeda	8	13		5.7	13		47.10	13	
Tedrich	Hattingh		-			-		0.00	--T	

<b>(12-14) - Level 5 A</b>			 <b>ISCORES</b>			<b>Floor</b>			<b>Pommel Horse</b>			<b>Rings</b>			<b>Vault</b>		
<b>Name</b>	<b>Surname</b>	<b>Province</b>	<b>FX Score</b>	<b>FX Rank</b>		<b>PH Score</b>	<b>PH Rank</b>		<b>SR Score</b>	<b>SR Rank</b>		<b>VT Score</b>	<b>VT Rank</b>				
Ian Nicholas	Joubert	Gauteng	9.20	4		9.65	1	gold	9.30	3	bronze	10.00	1	gold			
Daniyaal	Davids	Gauteng	9.25	2-T	silver	9.35	6		9.05	7		9.60	6-T				
De Wet	van Jaarsveld	Gauteng	9.60	1	gold	9.50	3	bronze	9.65	1	gold	9.70	3-T	bronze			
Justin	Neethling	KwaZulu-Natal	8.65	18		9.30	7-T		9.25	4		9.55	10-T				
Wian	Barnard	Gauteng	9.00	9-T		9.10	10-T		9.35	2	silver	9.60	6-T				
Hugo	Du Plessis	Limpopo	9.15	5-T		9.45	4		8.75	14-T		9.30	12-T				
Keano	Gouws	Gauteng	8.10	27-T		9.40	5		8.85	10		9.05	18-T				
Hendrik	Niemann	Western Cape	8.70	15-T		8.90	14		9.10	6		8.65	28				
Tlangelani	Dhlamini	Gauteng	9.15	5-T		9.10	10-T		8.75	14-T		9.70	3-T	bronze			
Kiano	Rossouw	Gauteng	8.00	29-T		8.85	15		7.90	26		9.70	3-T	bronze			
Brooklyn	Thangwane	Gauteng	9.25	2-T	silver	9.10	10-T		6.70	31		9.90	2	silver			
Declan	Rossol	Gauteng	8.50	20-T		8.65	16		8.80	11-T		9.60	6-T				
James	Bebbington	Western Cape	8.70	15-T		9.30	7-T		7.45	29-T		9.25	15-T				
Pieter	Vorster	Gauteng	8.20	25-T		7.45	28		8.80	11-T		9.25	15-T				
Marcel	Hendry	Western Cape	9.00	9-T		7.90	24		8.25	21-T		8.75	26-T				
Quinn	Rees	KwaZulu-Natal	8.75	14		8.20	21		8.70	16-T		8.80	24-T				
Xander	Erasmus	Gauteng	8.70	15-T		8.25	19-T		9.00	8-T		9.60	6-T				
Dylan	Geldard	Mpumalanga	9.15	5-T		6.70	31		8.70	16-T		9.10	17				
Gideon	Kapp	Western Cape	8.80	13		8.25	19-T		7.45	29-T		8.85	21-T				
Micah	Willenburgh	Western Cape	8.50	20-T		9.60	2	silver	9.15	5		9.00	20				
Neil	Van Schaik	Western Cape	8.00	29-T		8.35	18		8.45	19-T		8.85	21-T				
Dian	De Kock	Gauteng	7.80	31		8.45	17		8.25	21-T		8.40	29-T				
Etienne	Louw	Mpumalanga	8.95	11		8.05	23		9.00	8-T		8.80	24-T				
Ruben	Hendriksz	North West	8.45	22		7.80	26		8.15	23-T		9.55	10-T				
Zander	De Villiers	Gauteng	8.20	25-T		7.75	27		8.60	18		9.30	12-T				
Armand	Lourens	Limpopo	7.10	32		6.90	30		8.80	11-T		8.40	29-T				
Alexandre	Valentine	Western Cape	8.60	19		7.15	29		8.15	23-T		9.30	12-T				
Joshua	Welman	Gauteng	8.10	27-T		9.15	9		7.75	27		8.20	32				
Ruan	Hugo	Gauteng	8.30	23-T		7.85	25		7.95	25		9.05	18-T				
Andro	Naude	Free State	8.85	12		5.45	32		8.45	19-T		8.75	26-T				
Daveed	Joubert	Limpopo	9.10	8		9.05	13			-		8.85	21-T				
Keagan	Etheridge	Gauteng	8.30	23-T		8.15	22		7.65	28		8.35	31				
Andre	Kleyn	Free State		-			-			-			-				

<b>(12-14) - Level 5 A</b>		<b>Parallel Bars</b>			<b>Horizontal Bars</b>			<b>All Around</b>		
<b>Name</b>	<b>Surname</b>	<b>PB Score</b>	<b>PB Rank</b>		<b>HB Score</b>	<b>HB Rank</b>		<b>AA Score</b>	<b>AA Rank</b>	
Ian Nicholas	Joubert	9.55	1-T	gold	9.60	4		57.30	1	gold
Daniyaal	Davids	9.35	3-T	bronze	10.00	1-T	gold	56.60	2	silver
De Wet	van Jaarsveld	8.25	22-T		10.00	1-T	gold	56.40	3	bronze
Justin	Neethling	9.30	6		9.80	3	bronze	55.85	4	
Wian	Barnard	9.35	3-T	bronze	8.50	14		54.90	5-T	
Hugo	Du Plessis	8.95	15-T		9.30	5-T		54.90	5-T	
Keano	Gouws	9.05	10-T		9.00	10		53.45	7	
Hendrik	Niemann	9.15	7-T		8.85	11		53.35	8	
Tlangelani	Dhlamini	9.35	3-T	bronze	7.25	26		53.30	9	
Kiano	Rossouw	9.00	14		9.30	5-T		52.75	10	
Brooklyn	Thangwane	9.15	7-T		8.15	17-T		52.25	11	
Declan	Rossol	8.65	19		8.00	21		52.20	12	
James	Bebbington	8.35	21		9.10	9		52.15	13	
Pieter	Vorster	8.95	15-T		9.30	5-T		51.95	14	
Marcel	Hendry	8.70	18		9.30	5-T		51.90	15	
Quinn	Rees	9.55	1-T	gold	7.75	22-T		51.75	16-T	
Xander	Erasmus	8.05	24		8.15	17-T		51.75	17-T	
Dylan	Geldard	9.05	10-T		8.15	17-T		50.85	18	
Gideon	Kapp	8.55	20		8.55	13		50.45	19	
Micah	Willenburgh	7.55	27-T		6.40	30		50.20	21-T	
Neil	Van Schaik	9.05	10-T		7.50	25		50.20	20-T	
Dian	De Kock	8.90	17		8.40	15-T		50.20	21-T	
Etienne	Louw	7.80	25		6.95	28		49.55	23	
Ruben	Hendriksz	7.20	29		8.10	20		49.25	24	
Zander	De Villiers	7.55	27-T		7.10	27		48.50	25	
Armand	Lourens	9.10	9		7.60	24		47.90	26	
Alexandre	Valentine	7.60	26		6.80	29		47.60	27	
Joshua	Welman	6.45	31		7.75	22-T		47.40	28	
Ruan	Hugo	8.25	22-T		5.70	31		47.10	29	
Andro	Naude	6.85	30		8.40	15-T		46.75	30	
Daveed	Joubert	9.05	10-T		8.65	12		44.70	31	
Keagan	Etheridge	6.20	32		4.70	32		43.35	32	
Andre	Kleyn		-			-		0.00	--T	

Level 7 16+		 ISCORES	Floor			Pommel Horse			Rings		
Name	Surname	Province	FX Score	FX Rank		PH Score	PH Rank		SR Score	SR Rank	
Jeandre	Van Der Merwe	Gauteng	11.35	1	gold	10.05	1	gold	10.9	1	gold
Marne	Potgieter	Western Cape	11.3	2-T	silver	9.35	2-T	silver	9.55	3-T	bronze
Durandt	Boshoff	Limpopo	11.3	2-T	silver	9.35	2-T	silver	9.75	2	silver
Dante	Botha	Western Cape	7.9	4		8.45	4		9.55	3-T	bronze

## Level 7 16+

Level 7 16+		Vault					Parallel Bars			Horizontal Bars		All Around			
Name	Surname	VT Score	VT 2 Score	Average	VT Rank		PB Score	PB Rank		HB Score	HB Rank		AA Score	AA Rank	
Jeandre	Van Der Merwe	10.35	9.95	10.15	2	silver	8.45	4		9.1	2	silver	60.20	1	gold
Marne	Potgieter	10.75	10.9	10.825	1	gold	10.05	2	silver	8.95	3	bronze	59.95	2	silver
Durandt	Boshoff	10.45					9.35	3	bronze	9.65	1	gold	59.85	3	bronze
Dante	Botha	10.9					11.15	1	gold	8.5	4		56.45	4	